

AUTHOR GUIDELINES FOR EUSIPCO 2012 PROCEEDINGS MANUSCRIPTS

Author(s) Name(s)

Author Affiliation(s)

ABSTRACT

The abstract should appear at the top of the left-hand column of text, about 0.5 inch (12 mm) below the title area and no more than 3.125 inches (80 mm) in length. Leave a 0.5 inch (12 mm) space between the end of the abstract and the beginning of the main text. The abstract should contain about 100 to 150 words, and should be identical to the abstract text submitted electronically along with the paper cover sheet. All manuscripts must be in English, printed in black ink.

Index Terms— One, two, three, four, five

1. INTRODUCTION

These guidelines include complete descriptions of the fonts, spacing, and related information for producing your proceedings manuscripts. Please follow them and if you have any questions, email to papers@eusipco2012.org.

First of all, here is some general information about the paper preparation, submission, and review process.

- Papers submitted to EUSIPCO-2012 must describe original, unpublished work. The papers must contain a complete description of the ideas presented and applicable research results.
- Papers must conform to the format and style specified in this document. The deadline for the submission of full papers is February 26, 2012. The maximum paper length including figures and references is five (5) pages.
- Based on comments from the reviewers, it will be possible to make changes to your paper before it is submitted in its final, camera-ready form by June 17, 2012.
- All submitted papers that conform to the style instructions specified in this document will be reviewed by anonymous reviewers, selected by the conference committee for their demonstrated knowledge of particular topics. The review process will be carried online and the results of the reviewing will be posted on this website, and authors will also be notified of the review results by email by May 20, 2012.

Thanks to XYZ agency for funding.

- Accepted papers will be published in the EUSIPCO 2012 Proceedings (distributed to conference attendees and accessible on the EURASIP web-site).
- At least one author of each accepted paper must register for the conference no later than June 8, 2012. (The EUSIPCO 2012 registration site will be opened in due time).

2. FORMATTING YOUR PAPER

All printed material, including text, illustrations, and charts, must be kept within a print area of 7 inches (178 mm) wide by 9 inches (229 mm) high. Do not write or print anything outside the print area. The top margin must be 1 inch (25 mm), except for the title page, and the left margin must be 0.75 inch (19 mm). All *text* must be in a two-column format. Columns are to be 3.39 inches (86 mm) wide, with a 0.24 inch (6 mm) space between them. Text must be fully justified.

3. PAGE TITLE SECTION

The paper title (on the first page) should begin 1.38 inches (35 mm) from the top edge of the page, centered, completely capitalized, and in Times 14-point, boldface type. The authors' name(s) and affiliation(s) appear below the title in capital and lower case letters. Papers with multiple authors and affiliations may require two or more lines for this information. Please note that papers should not be submitted blind; include the authors' names on the PDF.

4. TYPE-STYLE AND FONTS

To achieve the best rendering both in printed proceedings and electronic proceedings, we strongly encourage you to use Times-Roman font. In addition, this will give the proceedings a more uniform look. Use a font that is no smaller than ten point type throughout the paper, including figure captions.

Please do not double-space your paper. TrueType or Postscript Type 1 fonts are preferred.

The first paragraph in each section should not be indented, but all the following paragraphs within the section should be indented as these paragraphs demonstrate.

5. MAJOR HEADINGS

Major headings, for example, “1. Introduction”, should appear in all capital letters, bold face if possible, centered in the column, with one blank line before, and one blank line after. Use a period (“.”) after the heading number, not a colon.

5.1. Subheadings

Subheadings should appear in lower case (initial word capitalized) in boldface. They should start at the left margin on a separate line.

5.1.1. Sub-subheadings

Sub-subheadings, as in this paragraph, are discouraged. However, if you must use them, they should appear in lower case (initial word capitalized) and start at the left margin on a separate line, with paragraph text beginning on the following line. They should be in italics.

6. PRINTING YOUR PAPER

Print your properly formatted text on high-quality, 8.5 x 11-inch white printer paper. A4 paper is also acceptable, but please leave the extra 0.5 inch (12 mm) empty at the BOTTOM of the page and follow the top and left margins as specified. If the last page of your paper is only partially filled, arrange the columns so that they are evenly balanced if possible, rather than having one long column.

In LaTeX, to start a new column (but not a new page) and help balance the last-page column lengths, you can use the command “\pagebreak” as demonstrated on this page (see the LaTeX source below).

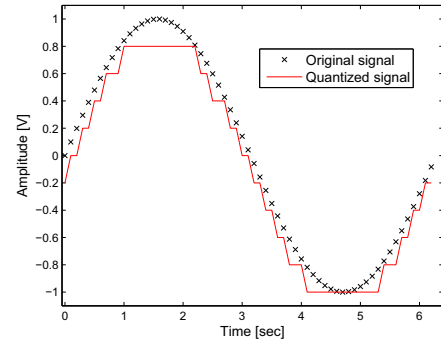
7. PAGE NUMBERING

Please do **not** paginate your paper. Page numbers, session numbers, and conference identification will be inserted when the paper is included in the proceedings.

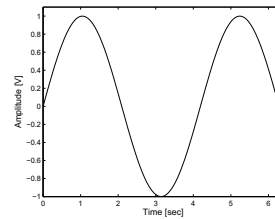
8. ILLUSTRATIONS, GRAPHS, AND PHOTOGRAPHS

Illustrations must appear within the designated margins. They may span the two columns. If possible, position illustrations at the top of columns, rather than in the middle or at the bottom. Caption and number every illustration. All halftone illustrations must be clear black and white prints. Colors may be used, but they should be selected so as to be readable when printed on a black-only printer.

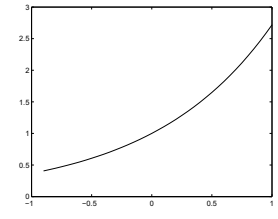
Since there are many ways, often incompatible, of including images (e.g., with experimental results) in a LaTeX document, Figure 1 shows an example of how to do this [1].



(a) Result 1



(b) Result 2



(c) Result 3

Fig. 1. Example of placing a figure with experimental results.

9. FOOTNOTES

Use footnotes sparingly (or not at all!) and place them at the bottom of the column on the page on which they are referenced. Use Times 9-point type, single-spaced. To help your readers, avoid using footnotes altogether and include necessary peripheral observations in the text (within parentheses, if you prefer, as in this sentence).

10. REFERENCES

List and number all bibliographical references at the end of the paper. The references should be numbered in order of appearance in the document. When referring to them in the text, type the corresponding reference number in square brackets as shown at the end of this sentence [2].

11. PAPER SUBMISSION

Papers must be submitted through the EDAS system. When entering the electronic submission system for the first time, you will have to “sign up” to get a user ID and password. **Accepted file format is PDF only.**

All fonts used must be embedded in the PDF file. However, Asian fonts must not be used nor embedded. Documents that do not print correctly on a Post-Script printer cannot be accepted. (When printing the PDF file, make sure that the “shrink to fit” box is not checked!) Providing a correct and

printable PDF file is entirely under the authors' responsibility. If the paper is not printable, the review procedure will not be initiated.

In addition to uploading their paper, authors are required to provide the following information (ASCII text) via the submission web site:

- Appropriate track,
- Paper title
- Keywords for the paper
- Affiliations, email addresses, and mailing addresses for each author
- Paper abstract, in ASCII text format (for copying and pasting into web page form), no more than 250 words, and
- Two topic areas for the paper.

After you submit the information on the paper title, abstract text, review category, and author contact information, the system will display a page (*registering paper*) with the data that you entered so that you may verify its accuracy. If you need to change the data to fix a mistake, you may use the back button on your browser to return to the information entry form. After approval of your data, you may choose your document file for upload at the bottom ("upload" string) of the "registering" page. Your browser will upload your file to the EUSIPCO 2012 server. At the end of a successful upload, you will see a confirmation page displaying the paper number that is assigned to you, the dimension of the paper and the uploading date. An e-mail message will be sent to the authors' email addresses to confirm that the file has indeed been registered and uploaded.

12. REVIEW PROCESS

A committee of reviewers selected by the conference Technical Program Committee (TPC) will review the submitted papers and rate them according to quality, relevance, and correctness. The conference TPC will use these reviews to determine which papers will be accepted for presentation in the conference, and in which form (oral/poster). The result of the technical committee's decision will be communicated to the submitting authors by email, along with reviewer comments.

13. REGISTER FOR THE CONFERENCE

Be sure that at least one author registers to attend the conference using the online registration system available through conference web-site: <http://www.eusipco2012.org/>. A full registration by (at least) one of the paper's authors is required for each accepted paper. The payment must be received by the deadline of the author registration. Papers that have not been associated with a full registration by one of the paper's authors will not be published in the EUSIPCO2012 proceedings. If you are an author, **you may associate with your full registration no more than three papers of which you are (co)author.**

14. COPYRIGHT FORMS

You must include your fully completed, signed IEEE copyright release form when you submit your camera-ready paper. We **must** have this form before your paper can be published in the proceedings.

15. IMPORTANT DATES

Paper submission deadline:	February 26, 2012
Notification of acceptance:	May 20, 2012
Author registration:	June 8, 2012
Camera-ready final paper due:	June 17, 2012.

16. REFERENCES

- [1] A.B. Smith, C.D. Jones, and E.F. Roberts, "Article title," *Journal*, vol. 62, pp. 291–294, January 1920.
- [2] C.D. Jones, A.B. Smith, and E.F. Roberts, "Article title," in *Proceedings Title*. IEEE, 2003, vol. II, pp. 803–806.